



SAFE EXAM BROWSER MANUAL

Student Guide:

How to Use Safe Exam Browser (SEB) Please follow up all instructions step by step on how to install the Safe Exam Browser (SEB) on your device to prepare for online quizzes and exams in the future.

Before starting, you need to know your operating system (Windows or Mac), then choose the correct version from the instructions below. Please follow all steps carefully.

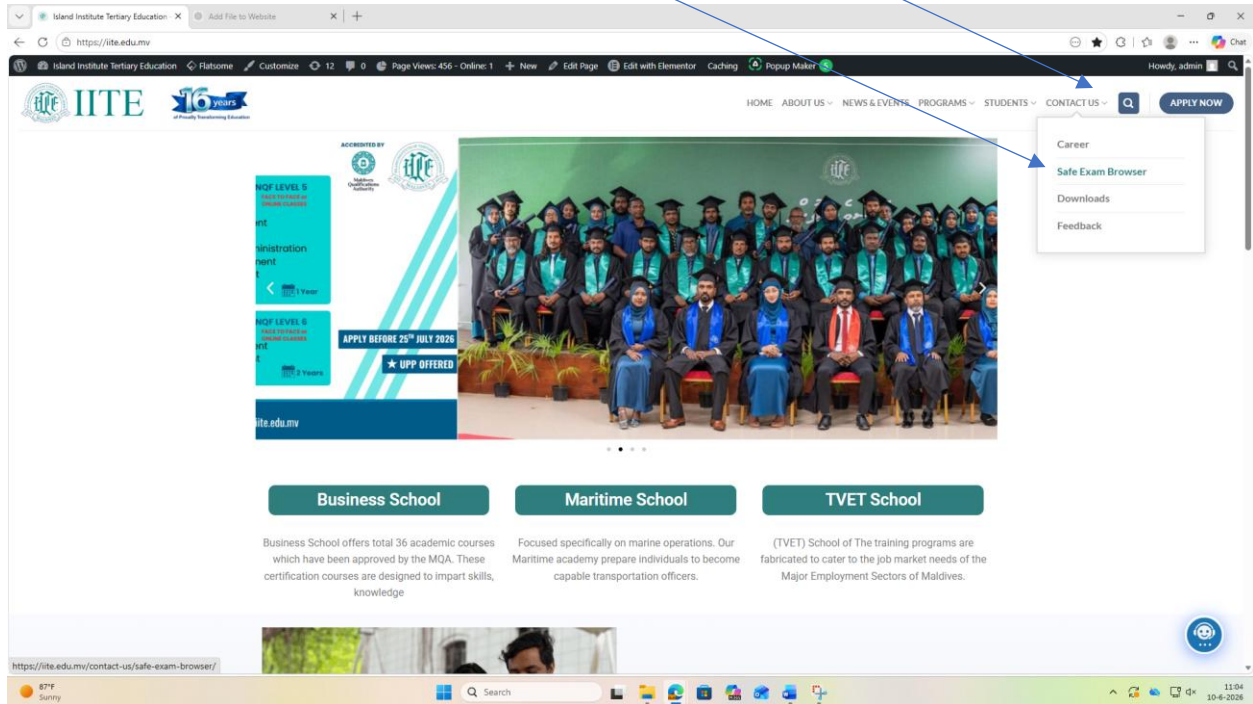
The screenshot shows the IITE website's 'PROGRAMMES OFFERED' section for the June Intake 2026. The page features a navigation bar with links for HOME, ABOUT US, NEWS & EVENTS, PROGRAMS, STUDENTS, and CONTACT US, along with a search icon and an 'APPLY NOW' button. The main content area is divided into four program categories, each with a list of subjects and duration:

- CERTIFICATE III** (MNQF LEVEL 3, 15 Weeks): Business Management, Human Resource Management, Travel and Tourism Management, Leadership and Management, Information Technology, English Language, Financial Management.
- DIPLOMA** (MNQF LEVEL 5, 1 Year): Business Management, Human Resource Management, Islamic Banking and Finance, Office Management and Administration, Travel and Tourism Management, Leadership and Management (Dhivehi/English).
- ADVANCED CERTIFICATE** (MNQF LEVEL 4, 1 Year): Business and management, Human Resource Management, Leadership and Management.
- ASSOCIATE DEGREE** (MNQF LEVEL 6, 2 Years): Human Resource Management, Leadership and Management.

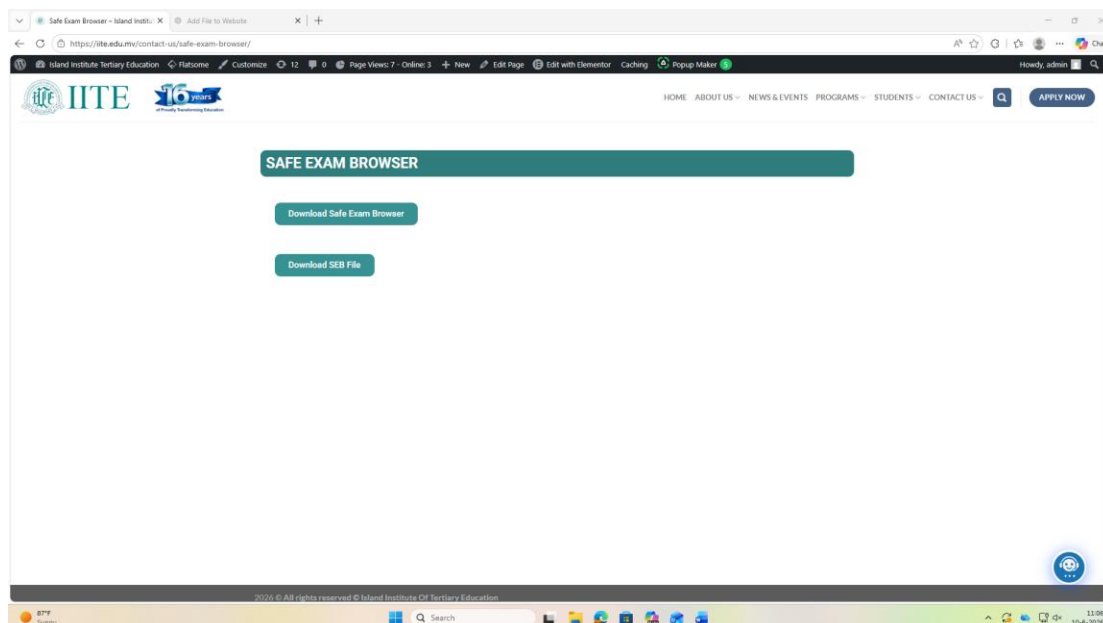
Additional information includes 'JUNE INTAKE 2026', '16 years of Proudly Transforming Education', 'APPLY NOW' button, 'CERTIFIED ISO 9001', 'ACCREDITED BY Maldives Qualification Authority', and 'APPLY BEFORE 25th JULY 2026 * UPP OFFERED'. The footer contains contact details for Male', phone number 9639992, email enrollment@iite.edu.mv, and website www.iite.edu.mv. Below the footer are three buttons: Business School, Maritime School, and TVET School.

Step 1 - Open the IITE Website

- Goto the website (www.iite.edu.mv)
- From Menu CONTACT US → Safe Exam Browser

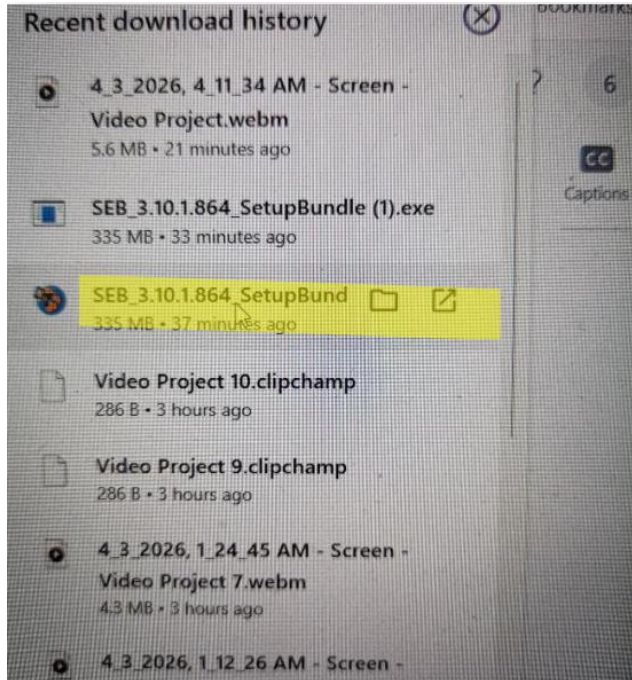


Step 2. Then the following screen will appear to choose a proper download file



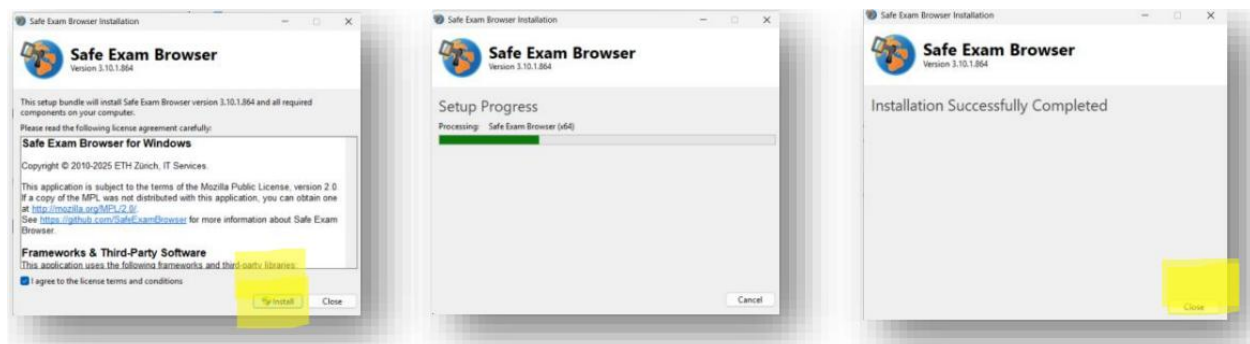
a). First click on **Download Safe Exam Browser** button and download it.

Step 3. Once finish the downloading the file you have to install it to your computer system or Laptop



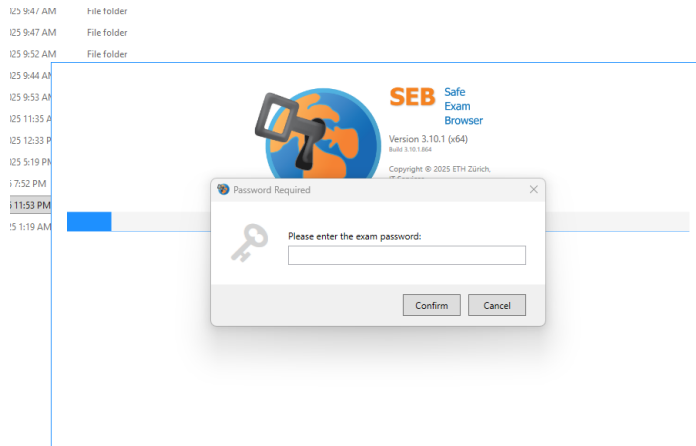
Step 4. Install SEB

- Double click to SEB-_setupBundel.exe (Download Safe Exam Browser) the application file, Once you click it, a new screen will appear, To install click install button and follow the steps.




Step 5. Again, go to the page shows in step 2. Then click on **Download SEB** button and download it.

Then below screen will appear



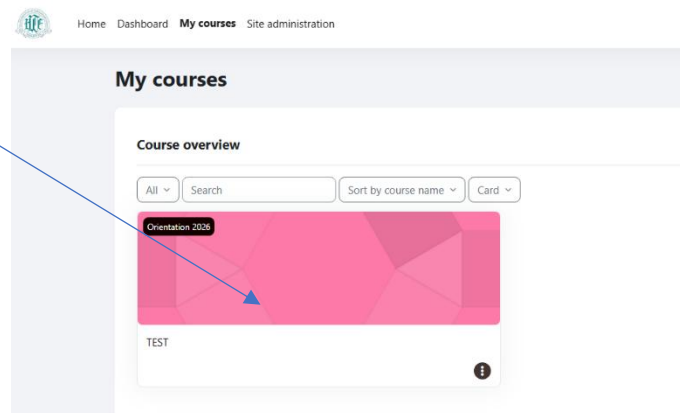
Once you enter the password Safe Exam Browser will start and (IITE Moodle will load automatically)

To enter the Student Moodle login user and password



Step 6: Start the Exam

Click the Exam class room, once you click the Exam class room, you will be able to see the paper and big blue bottom,





General

Announcements

TEST

Test Attendance

Paper Submit Link

Opened: Monday, 1 June 2026, 12:00 AM Due: Monday, 8 June 2026, 12:00 AM

test exam by shahma

Opened: Wednesday, 3 June 2026, 2:56 PM Closes: Sunday, 14 June 2026, 2:56 PM

test exam DHIVEHI

Opened: Wednesday, 3 June 2026, 6:10 PM

FINAL EXAMINATION : Communication English and Research Writing

MODULE:	Communication English and Research Writing
CODE:	UPP0001
PROGRAMME:	University Preparatory Program
DATE:	02.11.2025
DURATION:	2 hours 30 minutes
TIME:	10:30 - 01:00

NOTE: Before start the exam paper, must join the BIGBLUE button Class Room. To start the exam click Quiz.



test exam by shahma

Opened: Wednesday, 3 June 2026, 2:56 PM

Closes: Sunday, 14 June 2026, 2:56 PM

Preview quiz

Attempts allowed: 10

This quiz has been configured so that students may only attempt it using the Safe Exam Browser.

Time limit: 3 hours

Grading method: Highest grade

TEST

Back
Time left 2:19:00 Hide

Information
 ▾ Flag question
 ✎ Edit question
 v1 (latest)

SECTION A, Multiple Choice Questions, Answer ALL questions in this section. Underline the correct answer., Total Marks for this section is 25.

Question 1
 Not yet answered
 ▾ Flag question
 ✎ Edit question
 v1 (latest)

Which of the following is a key characteristic of professional communication?

- a. Emotional expression over factual information
- b. Informality and casual tone
- c. Use of jargon and slang
- d. Clarity and conciseness

Question 2
 Not yet answered
 ▾ Flag question
 ✎ Edit question
 v1 (latest)

What should be avoided in professional communication?

- a. Respectful tone
- b. Clear structuring
- c. Slang and jargon
- d. Active listening

Quiz navigation

1	2	3	4	5	6	7	8
9	10	11	12	13	14	15	16
17	18	19	20	21	22	23	24
25	i	26	27	28	29	30	31
32	33	i	34	35	36	37	38
i	39	40	41	42	43	i	

Finish attempt ...

Start a new preview

Step 7: Once paper is complete Click the submit Button

Return to attempt


Time left 2:59:17 Hide

This attempt must be submitted by Tuesday, 9 June 2026, 7:04 PM.

Submit all and finish

Final Step: Close the Safe Exam Browser:

To exit the Safe Exam Browser, Click Exit on the right bottom corner button. Once you click the exit will ask to enter password. That password will provide from the IITE help desk once exam is finish or submit the paper.



අධ්‍යාපන විද්‍යාලයේ සේවයේ සිටින අධ්‍යාපන නිලධාරීන්ගේ සම්බන්ධතා විස්තරය.

අධ්‍යාපන විද්‍යාලයේ සේවයේ සිටින අධ්‍යාපන නිලධාරීන්ගේ සම්බන්ධතා විස්තරය.

Affordable • Innovative • Quality Assured

Important Contacts

Main:	3312014	9639992	
Student Desk:	Shaiba	9408601	studentdesk@iite.edu.mv
Finance:	Sugama	7221228	revenue@iite.edu.mv
Coordinator:	Raulah	7324686	coordinator3@iite.edu.mv
Register:	Adam Naseer	9230556	registrar@iite.edu.mv
CEO:	Adhil Rasheed		arasheed@iite.edu.mv
Academic Director:	Shahma	9639992	academic@iite.edu.mv

Messages received outside of working hours will be attended on next working day.

Working hours

Sunday - Thursday: 8:30 – 15:00

Saturday: 8:30 – 12:00



www.iite.edu.mv